

The logo consists of ten parallel, slanted blue lines of varying lengths, arranged in a roughly rectangular shape that tapers to the right.

**TRANSITION  
PATHWAY  
INITIATIVE**

# How to use the TPI Toolkit

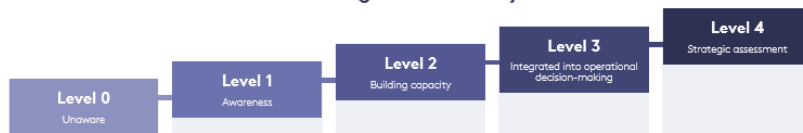
June 2017

## The toolkit

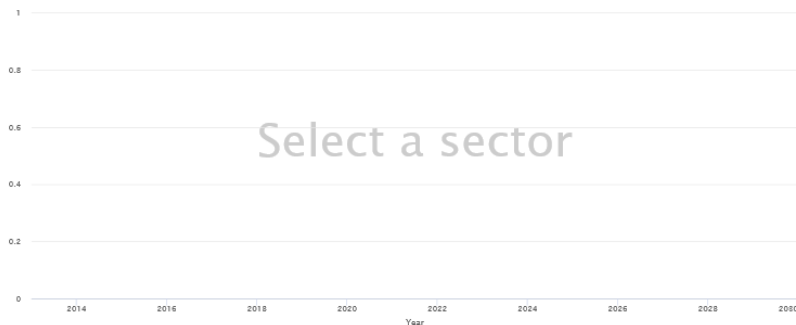
This toolkit permits the assessment of companies' carbon management quality and carbon performance, within a selected sector. A tutorial to navigate this section can be [found here](#).

Choose a sector to start

### Management Quality



### Carbon Performance



## The toolkit

This toolkit permits the assessment of companies' carbon management quality and carbon performance, within a selected sector. A tutorial to navigate this section can be [found here](#).

Choose a sector to start

✓ Choose a sector to start  
Electricity utilities  
Oil & Gas

## Sector Selection (1)

- Select the sector of interest.
- Click *Submit*.

## The toolkit

This toolkit permits the assessment of companies' carbon management quality and carbon performance, within a selected sector. A tutorial to navigate this section can be [found here](#).

Electricity utilities

Filter companies +

### Management Quality: Electricity utilities

Level 0 Unaware	Level 1 Awareness	Level 2 Building capacity	Level 3 Integrated into operational decision-making	Level 4 Strategic assessment
No companies	<ul style="list-style-type: none"> <li>Dominion Resources</li> <li>Edison International</li> <li>FirstEnergy Corp</li> </ul>	<ul style="list-style-type: none"> <li>DTE Energy</li> <li>Exelon Corporation</li> <li>Fortis Inc</li> <li>NextEra Energy Inc</li> <li>Power Assets Holdings</li> <li>PPL Corporation</li> <li>Public Service Enterprise Group</li> <li>Southern Company</li> </ul>	<ul style="list-style-type: none"> <li>American Electric Power Co.</li> <li>CLP Holdings</li> <li>Eversource Energy</li> <li>PG&amp;E Corp</li> <li>SSE</li> <li>XCEL Energy</li> </ul>	<ul style="list-style-type: none"> <li>Enel</li> <li>Energy Corp</li> <li>Iberdrola</li> </ul>

## Sector Selection (2)

- The companies within the selected sector appear on the Management Quality staircase with their relative position from Level 0 to 4.

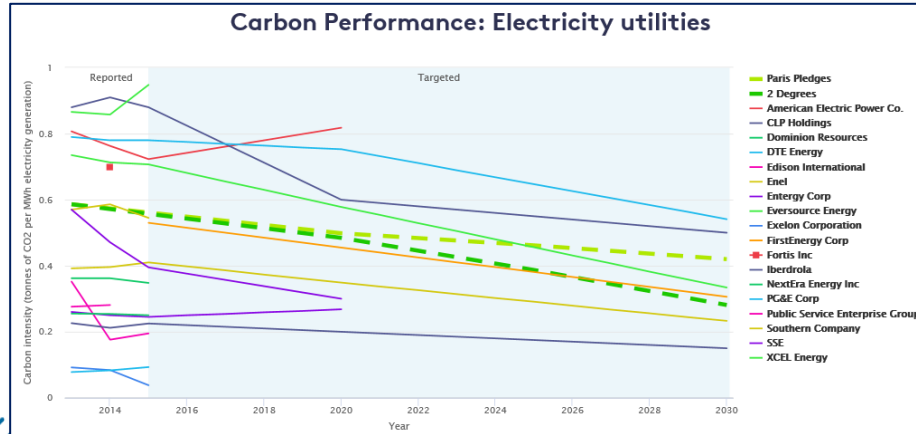
- Progress over time will be exhibited through changes in position on the staircase and arrows (from end 2017).

## The toolkit

This toolkit permits the assessment of companies' carbon management quality and carbon performance, within a selected sector. A tutorial to navigate this section can be [found here](#).

Electricity utilities

Filter companies +



## Sector Selection (3)

- The companies within the selected sector appear on the Carbon Performance chart with their position relative to the Paris Pledges and 2 Degrees sectorial benchmarks.

## The toolkit

This toolkit permits the assessment of companies' carbon management quality and carbon performance, within a selected sector. A tutorial to navigate this section can be [found here](#).

Filter companies +

Filter companies -

American Electric Power Co.
  CLP Holdings
  Dominion Resources
  DTE Energy

Edison International
  Enel
  Entergy Corp
  Eversource Energy
  Exelon Corporation

FirstEnergy Corp
  Fortis Inc
  Iberdrola
  NextEra Energy Inc
  PG&E Corp

Power Assets Holdings
  PPL Corporation
  Public Service Enterprise Group
  Southern Company

SSE
  XCEL Energy

## Company Analysis (1)

- Limit the number of companies presented by clicking on *Filter companies*.

- *Clear all* and tick boxes next to selected companies.

- *Check all* to select the whole sector again.

## The toolkit

This toolkit permits the assessment of companies' carbon management quality and carbon performance, within a selected sector. A tutorial to navigate this section can be [found here](#).

Electricity utilities

Filter companies +

### Management Quality: Electricity utilities



### Carbon Performance: Electricity utilities



## Companies Analysis (2)

- Your selected group now appears in the Management Quality staircase.

- Selected companies' Carbon Performance curves appear against the Paris Pledges and 2 Degrees sectorial Benchmarks.

## The toolkit

This toolkit permits the assessment of companies' carbon management quality and carbon performance, within a selected sector. A tutorial to navigate this section can be [found here](#).

Electricity utilities

Filter companies +

Management

Level 0  
Unaware  
No companies

Level 1  
Awareness  
Dominion Resources  
Edison International  
FirstEnergy Corp

### Edison International

Level 1

Country: USA  
Sector: Electricity utilities  
Market cap (Group): Large  
SIN: US2810201077  
Assessment date: 15/12/2015

Assessment indicators

**Current level: 1**  
Acknowledging Climate Change as a Business Issue

Level 0: Unaware of (or not Acknowledging) Climate Change as a Business Issue  
Yes/No Indicators  
Yes Does the company acknowledge climate change as a significant issue for the business?

Level 1: Acknowledging Climate Change as a Business Issue  
Yes/No Indicators  
No Does the company explicitly recognise climate change as a significant issue for the business?  
Yes Does the company have a policy (or equivalent) commitment to action on climate change?

Level 2: Building Capacity  
Yes/No Indicators

## Company profile (1)

- Click on any company's name.

- A company profile with a detailed breakdown of its scores against our indicators pops up.

- The profile can be *printed* out to support investors' engagements.

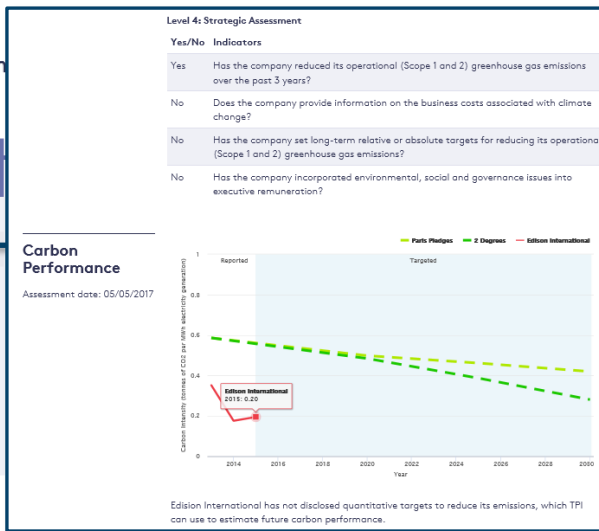


## The toolkit

This toolkit permits the assessment of companies' carbon management quality and carbon performance, within a selected sector. A tutorial to navigate this section can be [found here](#).

Electricity utilities

Filter companies +



## Company profile (2)

- At the bottom of the company profile you can find the individual Carbon Performance curve relative to the Paris Pledges and 2 Degrees sectorial benchmarks.